



SQUEEGEE USER GUIDE

Four easy steps for clean dry floors in just one pass

SELECT 1

LINATEX®




The standard for most floor surfaces and environments.

PRIMOthane®



Best for low-water cleaning, rubber floors, oily floors or anti-slip floors.


Gum Rubber




For use on smooth indoor surfaces with light traffic.

ADJUST 2


Ensure the right amount of downward pressure is applied when adjusting the squeegee.



Not Enough Pressure



Too Much Pressure




Right Amount of Pressure

MAINTAIN 3




Clean & inspect squeegees regularly

New Squeegee
4 Edges



Time to flip to
a new edge



Time to rotate to
other side or replace



REPLACE 4

Replace when squeegee shows signs of damage.



Worn



Torn



Wavy

YOUR FLOOR SCRUBBING EQUIPMENT

Manufacturer	Model	Serial Number	Service Contact	Squeegee	Re-order Number
				LINATEX	
				Primothane	

WANT TO KNOW MORE?



Tel:18516359298

Mail:lxie@midwestrubber.com